




# ALEX WYSOCKI



## WELCOME GUIDE

Guys!

I am so super honoured that you have chosen me to capture your big day for you both.

Cannot wait to be there. In this PDF you will find the answers to most questions you may have about your Wedding day, and if we have had a call, it will be a reminder of everything we went through on there too.

Any other questions you may have, just give me a shout!

Ax

ALEX WYSOCKI



BROCHURE

*“You are the finest, loveliest, tenderest,  
and most beautiful person I have ever  
known - and even that is an  
understatement.”*

- F. Scott Fitzgerald

My style is natural, warm & unobtrusive.

As you can tell from my portfolio, I love taking candid & natural shots that you can only get from blending into the background and not being seen. I love to get the shots of you being naturally ecstatic that it's your Wedding day and genuinely being over the moon whilst celebrating with everyone you love.

That said, we definitely will capture some posed shots of you as a couple and also family formals if that's what you would like - all the while making it a fun experience for you guys & all of your loved ones.

MY STYLE



FREQUENTLY  
ASKED  
QUESTIONS



## How long will our couple photos take?

It's really up to you and what you would like for your couple photos - but as a general rule, I always say to set aside at least 30 minutes in your timeline - it always takes a little longer than you think it will, and it accounts for other things potentially running over previously! Usually the three of us will head off within walking distance of the venue, so factoring in travel time there and back is important too!



## How long will my family photos take?

Now these really do take longer than you think! There's ALWAYS a member of the family that is missing and everyone has to try and run and find them! Usually I say try as hard as you can to stick to 5-7 groups, which will take around 30 minutes. Obviously it's 100% up to you guys how many family photos you would like, but just makes sure whatever the number it's that you factor in the time! So if you have 15-20 groups - you'll need to factor in at LEAST an hour into your timeline just for those specific photos. (And remember to also have time built in for couple pics but most importantly - enjoying your cocktail reception!)



## Where is best for me to get ready?

That is entirely up to you! Couples often get ready at the venue, or their family home, or even hire and airbnb for the morning just to get ready with everyone they love! Whatever it is, just make sure it's large enough for everyone, super tidy (get your bridesmaids on it!) - and most importantly - as flooded with as much beautiful natural/window light as possible.



## Do you require a meal?

I would love one if possible - Always appreciated as this means that I can stay in the venue to make sure no moments are missed. If food is not provided or food cannot be ordered separately by myself at the venue [for example if it has it's own restaurant], then I may need to leave the reception to go eat/find food and will miss any moments that may happen in that space.



## Do you bring back up gear?

I do indeed - I bring three cameras with me, and always shoot with a mix of lenses so there are plenty to choose from. I shoot to two cards at the same time (so there's always a double back up) and a bring extra-extra memory cards & batteries too just incase!



## Do you mind working with videographers?

Not at all! I love working with amazing videographers, each of us just works together on the day to get the best shots possible and we both work in sync to respect each others shots. If you'd like recommendations of amazing videographers who I have worked with in the past to create incredible imagery together - and know that we work in the same way - you can find them at the end of this welcome guide, along with their websites.



## How do you travel to me?

I always try not to drive to Weddings where I can help it - this is because I have found over the years that it takes me away from moments that I love to capture as I will have to leave parts of your day early to pack everything in the car before I head off to the next venue, or find a parking space at an already extremely full Church/reception - which means sometimes I would miss moments like entrances or exits. There's of course some beautiful moments that I can only capture if I am able to be close to you for the day, for example you with your father in the car - or you guys excitedly getting in your transport with your loved ones waving you off. This usually means that I get a train or a cab and then travel with you throughout the day (if there are separate venues) so make sure you save a seat for me in your transport!



## When do you leave?

I usually leave around 30 mins - 1 hour after the first dance. It's that sweet spot where you get some great dancing photos just after the first dance has happened and everyone has crowded on the dance floor! But it's totally up to you and when you'd like your package to end.

However, if you would like me to stay later and capture the whole party for you - that's not a problem at all - just shoot me an email and we can work out a bespoke extra mini package for you guys.



## What type of confetti is best for us to use?

This is a fantastic question – and one of my most asked, but it definitely depends on what you would like as a couple!

So, if you'd like the experience of your loved ones excitedly throwing confetti over you as newly weds, but aren't enamoured by the confetti "pictures" then I would recommend something biodegradable (of course) that fits in with your colour scheme. Anything in a light colour (or white) works best, as dark colours such as burgundy or dried flowers tend to get lost in the mix. It will honestly feel like the most beautiful moment in the world, which is all that matters!

If you guys want that blizzard of confetti – then I recommend going for a paper-style confetti (still bio-degradable!) as they swirl on the breeze – even confetti canons can be great for these shots. Just make sure to get MUCH more than you think if you're after that big extra-confetti style shot. Always in a light colour if you're going pastel, or multi coloured and pops of colours works amazing with white. If you have any other questions just give me a shout!

## Would you stay for a sparkler exit?

Of course!

The main package is 10 hours, so as long as it fits inside that 10 hours then I would love to be there to capture whatever you guys like! If the sparkler exit is going to be outside of those 10 hours then you have a few options – you can book me for extra hours to stay and capture the whole party for you, or some couples have their sparklers leading them onto the dance floor for the first dance. That way you get the best of both worlds!



## What if I lose my photos after you have given them to me?

You'll be receiving all of your images on a beautiful online gallery, which will stay up for a minimum of one year after the Wedding, available for you to keep downloading your beautiful images as much as you like.

I would ALWAYS suggest backing up your images to an external hard drive once you receive them too - and also to get some beautiful prints!



## Do I have to purchase an album beforehand?

Not at all! You don't have to purchase anything extra at all - but if you did change your mind, or your parents would like an album (for example) then you can purchase albums/prints/calendars/ thank you cards - directly through your online gallery. We can work together to create something beautiful - or you guys can work on it by yourselves through the handy template in your gallery and create something unique to you!



## Where can I find my remaining balance and info?

Super easy - the contract that you guys have signed, with your invoice attached will be your very own client portal leading up to the Wedding. Using the same link, you can see the invoice (which will update once new payments have been paid) and your contract for your perusal anytime. It will also house your Wedding Questionnaire which will be on there automatically one month before your big day!



# THE PACKAGE



If you need a reminder of what package you have booked and what that means for your Wedding day, here you go!

If you have booked extra hours, a second shooter, or a couple shoot, then this will all be on your final invoice.



# THE PACKAGE

The package is for 10 hours of coverage for your big day - that's usually the absolute best amount of time, taking you from an hour or so of getting ready, to an hour after your first dance. From prep to party if you like.

You get 500+ beautifully hand edited images, uploaded into a slideshow that you can cry happy tears to, and all of the images will be carefully selected and then uploaded onto a beautiful gallery that all of your friends and family can log onto to look through your amazing Wedding pictures. It's even linked to different print shops in the UK, giving your friends and family the option to buy prints and other products with your images on, without having to pester you for that image they love whilst you're on honeymoon (you're welcome)

As well as the gallery, you also get a £50 voucher so you can print your photos in fine art quality, just for being an amazing couple.

All of the travel and accomodation needed for your amazing UK wedding is included in the price, and there's no other hidden costs. Score.



10 hours of coverage starting and finishing whenever you'd like

600+ high resolution, fully edited images

A Wedding Slideshow of a selection of the final images to re-live your beautiful day.

A £50 gift voucher to print your photos after the Wedding via your online gallery.

All final images will be uploaded onto a dedicated, password protected online gallery.

All travel costs within the UK included in the price





# EXTRA ADD-ONS



ADDITIONAL PHOTOGRAPHER

---

£1000



PRE-WEDDING SHOOT

---

£800



ADDITIONAL WEDDING DAY HOURS

---

£400 per hour



ALEX WYSOCKI



# *YOUR COUPLE PHOTOS*

One thing I think I hear the most often when chatting to a couple is that one, or both of you, aren't the most comfortable in front of the camera. That is SO NORMAL, I honestly think most people feel this way! So first of all, don't worry about that. And second of all - I try to make all of my couples feel super comfortable in front of the camera by not posing or directing you too much.

You'll see my portfolio is full of lots of people laughing or chatting or walking, this is because it will (probably) be the only moment in your whole Wedding day where you are going to be alone and away from everyone else! So I LOVE to honour that and give you guys a few minutes of 'OMG we're married' - and 'DID YOU SEE WHEN THIS HAPPENED!' - those are my favourite moments to capture too.


My advice would be to relax, and be yourselves. Don't feel pressure to be or act a certain way, because that will come across in the photos. I am capturing that amazing chemistry that you both naturally have - so the best way to get that is to just how you would normally be with each other!



# *“Do we need a pre-Wedding Shoot?”*

Pre-Wedding shoots are such a fun no-pressure hour. It's just there to let you guys get used to having someone snapping away at you with their camera so you feel much more comfortable on the day itself - and you get some gorgeous pictures out of it too!

They are also a great excuse to get all dressed up in any outfit you choose and to traipse across your chosen destination with me having a great time. We can stop for your favourite drinks, or your favourite food, and you can tailor that hour to look however you like. If you'd like to purchase one, prices start at £800 for an hour in central London, just shoot me an email and we can get you booked in!





# BRILLIANT VENDORS

## VIDEOGRAPHERS

Perfect Moment Films	<a href="http://www.perfectmomentfilms.co.uk">www.perfectmomentfilms.co.uk</a>
Soby Films	<a href="http://www.sobyfilms.co.uk">www.sobyfilms.co.uk</a>
Zade Films	<a href="http://www.zadefilm.co.uk">www.zadefilm.co.uk</a>
Jake Burgess Films	<a href="http://www.jakeburgessfilms.co.uk">www.jakeburgessfilms.co.uk</a>
Tynegate Films	<a href="http://www.tynegate-films.com">www.tynegate-films.com</a>
Phillip London	<a href="http://www.philip.london">www.philip.london</a>



## MAKE UP / HAIR

Dani Levi	<a href="http://www.danilevi.co.uk">www.danilevi.co.uk</a>
Viv's Makeup	<a href="http://www.vivimakeupartist.com">www.vivimakeupartist.com</a>
Lydia Fowler MUA	<a href="https://www.instagram.com/lydiafowler">@lydiafowler</a>
Sasha Keene	<a href="http://www.sashakeenemua.com">www.sashakeenemua.com</a>
Hair So Boho	<a href="http://www.hairsoboho.com">www.hairsoboho.com</a>
Hollie Dan	<a href="https://www.instagram.com/holliedanbyhairandmakeup">@holliedanbyhairandmakeup</a>

## FLORISTS

Fauna Flower Folk	<a href="http://www.faunafolk.com">www.faunafolk.com</a>
The Blume Studio	<a href="http://www.blumestudio.co.uk">www.blumestudio.co.uk</a>
Clapham Flowers	<a href="http://www.claphamflowers.co.uk">www.claphamflowers.co.uk</a>
For Keeps Flowers	<a href="http://www.forkeepsflowers.co.uk">www.forkeepsflowers.co.uk</a>
Flowers by Alina	<a href="http://www.flowersbyalina.co.uk">www.flowersbyalina.co.uk</a>
Blue Sky Flowers	<a href="http://www.blueskyflowers.co.uk">www.blueskyflowers.co.uk</a>
Orchard Blooms Florist	<a href="http://www.orchardblooms.co.uk">www.orchardblooms.co.uk</a>

## THE DRESS

Galia Lava	<a href="http://www.galialahav.com">www.galialahav.com</a>
Emma Beaumont Atelier	<a href="http://www.emmabeaumont.com">www.emmabeaumont.com</a>
Kate Willa	<a href="http://www.katewilla.com">www.katewilla.com</a>
Liz Martinez Bridal	<a href="http://www.lizmartinez.il">www.lizmartinez.il</a>
Sassi Holford	<a href="http://www.sassiholford.com">www.sassiholford.com</a>
Suzanne Neville	<a href="http://www.suzanneneville.com">www.suzanneneville.com</a>
Berta	<a href="http://www.bertha.com">www.bertha.com</a>
Made With Love	<a href="http://www.madewithlovebridal.com">www.madewithlovebridal.com</a>

## OTHER

Sugar Plum Bakes (Cake)	<a href="http://www.sugarplumbakes.com">www.sugarplumbakes.com</a>
Pale Press London (Stationary)	<a href="http://www.palepresslondon.com">www.palepresslondon.com</a>
Lula Weddings (Wedding Singer)	<a href="http://www.withkoji.com/@lulaweddings">www.withkoji.com/@lulaweddings</a>
Club Live (Band)	<a href="http://www.clublive.co.uk">www.clublive.co.uk</a>
The Function Band	<a href="http://www.thefunctionband/contact">www.thefunctionband/contact</a>



# ALBUMS & PRINTS

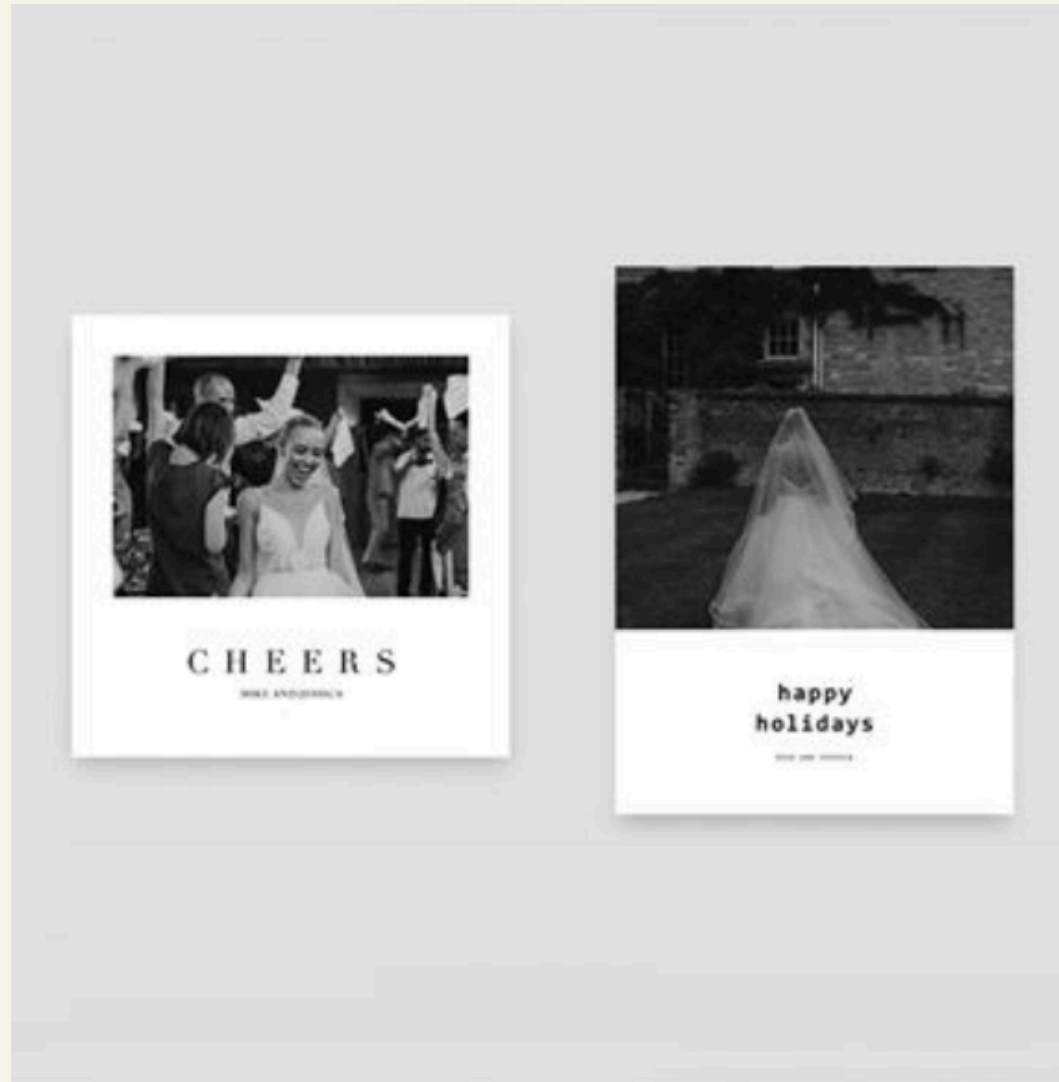
I LOVE to see my couple's beautiful photos in print - whether that's albums, wall prints or even calendars, I feel it really makes the images come to life. However, in our busy lives sometimes we overlook getting our photos printed and never get around to finally doing it (hands up who feels me on this)

That's why I've teamed up with a partner that turns your entire gallery directly into a shop for you. Your online gallery will stay up for as long as you need it to, giving you access to being able to make albums, prints & anything your heart desires whenever you find the time.

There's so many options too; Prints in all shapes & sizes including fine art & deckled, frames for your prints, canvases, metal prints, calendars, lay flat albums, fine art albums, thank you cards, holiday cards, folios, usb boxes and million other things.

Your family & friends can also access the gallery (as you can share it with as many people as you like) which means that your Aunty June can download the image she would like herself, or even buy a print from the store, meaning that you don't have to send out individual photos to every single one of your guests (you can thank me later!)





## GREETING CARDS

---

Beautiful folded or flat greeting cards that suit any occasion. With templates & mock up's at your disposal you can create a beautiful Thank You card within minutes direct from your gallery, totally cutting out any unnecessary work, and giving you a flawless card every single time.



## PRINTS

---


Each print is exceptionally high quality with multiple options of sizes, paper & finish. Ranging from standard 5x7 prints for frames all the way to giant metal prints for a showstopper piece in your home, we have everything covered.



## ALBUMS

---

Albums are a quality keepsake that should take you right back to your Wedding Day and let you relive the whole experience in all it's glory every time you open it. And that's what these albums do - with colour options, font options, foil finishes and beautiful templates for you to set it exactly as you like on each page - you can't go wrong.



## FRAMES

---

From the store you can purchase prints, but then choosing frames for them to go in can be a struggle with sizing, but through the shop you can also purchase frames alongside your prints, meaning that everything will fit perfectly, and you can hang them as soon as they are delivered. In a range of colours and finishes there's something for every home.





# ALEX WYSOCKI



ALEX WYSOCKI  
ALEX WYSOCKI  
ALEX WYSOCKI  
ALEX WYSOCKI



## THANK YOU

Guys I am honoured you reached out to me to have me capture one of the most wonderful days of your lives - and I can't wait to be a part of that!

Any questions you may have in the meantime, just send me an email or a message and let me know.

Look forward to speaking again soon!

Ax



*“You are my love story, and I write you in everything I do, everything I see, everything I touch and everything I dream, you are the words that fill my pages.”*

- A. R. Asher

M: + 44 7525 379 149

E: [alex@alexwyssocki.com](mailto:alex@alexwyssocki.com)

I: [@alexwyssockiphotography](https://www.instagram.com/alexwyssockiphotography)